

# ELDORA

HIGH EFFICIENCY SOLAR PV MODULES

  
**vikramsolar**<sup>TM</sup>  
CREATING CLIMATE FOR CHANGE

ELDORA VSP.72.AAA.03 | POLYCRYSTALLINE SOLAR PV MODULES | 72 CELLS | 295-325 WATT

# ELDORA GRAND ULTIMA SILVER SERIES



Designed for very **HIGH AREA EFFICIENCY** ideally suited for roof-top and ground-mounted applications



Up to +2.5 Wp **POSITIVE POWER OUTPUT TOLERANCE GUARANTEED** ensuring better ROI



Extremely **RELIABLE PRODUCT** suiting all environment conditions



Engineered to provide **EXCELLENT LOW LIGHT RESPONSE**



Extremely **NARROW POWER BINNING TOLERANCE** to reduce current mismatch loss in single string




## QUALITY AND SAFETY

- ◆ 27 years of linear power output warranty \*\*
- ◆ Rigorous quality control meeting the highest international standards
- ◆ 100% EL tested to ensure micro crack free modules
- ◆ Certified for PID resistance
- ◆ Certified for salt mist corrosion resistance – severity VI
- ◆ Certified for ammonia resistance
- ◆ Compatible with K2, HILTI & Schletter structures for short and long side clamping
- ◆ 3rd Party PAN file validated by PVEL

## APPLICATIONS

- ◆ On-grid large scale utility systems
- ◆ On-grid rooftop residential, commercial and industrial roof top installations
- ◆ Off-grid residential systems
- ◆ Solar pumping applications



# TECHNICAL DATA

## ELDORA GRAND ULTIMA SILVER SERIES



THIS DATASHEET IS APPLICABLE FOR: ELDORA VSP.72.AAA.03 (AAA=295-325)

### Electrical Data<sup>1</sup> All Data refers to STC (AM 1.5, 1000 W/m<sup>2</sup>, 25°C)

Peak Power P <sub>max</sub> (Wp)	295	297.5	300	302.5	305	307.5	310	312.5	315	317.5	320	322.5	325
Maximum Voltage V <sub>mpp</sub> (V)	37.2	37.2	37.3	37.5	37.8	37.9	38.1	38.2	38.3	38.4	38.4	38.5	38.5
Maximum Current I <sub>mp</sub> (A)	7.93	7.99	8.05	8.06	8.08	8.11	8.14	8.19	8.22	8.28	8.33	8.39	8.45
Open Circuit Voltage V <sub>oc</sub> (V)	44.6	44.8	45.1	45.2	45.5	45.6	45.7	46.0	46.0	46.1	46.1	46.2	46.2
Short Circuit Current I <sub>sc</sub> (A)	8.69	8.71	8.74	8.75	8.79	8.8	8.81	8.83	8.85	8.91	8.95	9.00	9.05
Module Efficiency η (%)	15.2	15.3	15.5	15.6	15.7	15.8	16.0	16.1	16.2	16.4	16.5	16.6	16.7

1) STC: 1000 W/m<sup>2</sup> irradiance, 25°C cell temperature, AM 1.5g spectrum according to EN 60904-3. Average relative efficiency reduction of 5% at 200 W/m<sup>2</sup> according to EN 60904-1.

### Electrical Parameters at NOCT<sup>2</sup>

Power (W)	216.3	218.2	220.2	221.8	223.7	225.5	227.3	229.1	231.2	232.8	234.6	236.5	238.3
V@P <sub>max</sub> (V)	33.9	33.9	34.0	34.0	34.1	34.1	34.2	34.3	34.3	34.3	34.4	34.5	34.5
I@P <sub>max</sub> (A)	6.39	6.43	6.48	6.52	6.56	6.61	6.65	6.69	6.74	6.78	6.83	6.87	6.90
V <sub>oc</sub> (V)	42.4	42.4	42.5	42.6	42.7	42.7	42.8	42.8	42.9	42.9	43.0	43.1	43.2
I <sub>sc</sub> (A)	6.86	6.90	6.94	6.98	7.00	7.06	7.10	7.15	7.18	7.23	7.27	7.31	7.34

2) NOCT irradiance 800 W/m<sup>2</sup>, ambient temperature 20°C, wind speed 1 m/sec

### Temperature Coefficients (Tc) permissible operating conditions

Tc of Open Circuit Voltage (β)	-0.31%/°C
Tc of Short Circuit Current (α)	0.052%/°C
Tc of Power (γ)	-0.41%/°C
Maximum System Voltage	1000 V
NOCT	44°C ± 2°C
Temperature Range	-40°C to + 85°C

### Mechanical Data

Length × Width × Height	1956 mm × 992 mm × 40 mm
Weight	27 kg
Junction Box	IP67, 3 bypass diodes
Cable & Connectors	1000 mm length cables, SOLARLOK PV4 connectors (MC4 compatible)
Application Class	Class A (Safety class II)
Superstrate	High transmission low iron tempered glass, AR coated
Cells	72 polycrystalline solar cells, 3 bus bars
Cell Encapsulant	EVA (Ethylene Vinyl Acetate)
Back Sheet	Composite film
Frame	Anodized aluminium frame with twin wall profile
Mechanical Load Test	5400 Pa
Maximum Series Fuse Rating	15 A

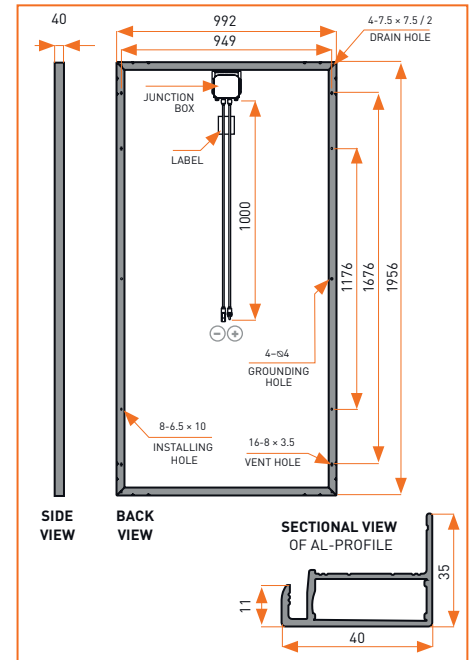
### Warranty and Certifications

Product Warranty**	10 years
Performance Warranty**	Linear power warranty for 27 years with 2.5% for 1st year degradation and 0.67% from year 2 to year 27
Approvals and Certificates	IEC 61215 Ed2, IEC 61730, IEC 61701, IEC 62716, UL1703, CE, MCS, CEC, PV Cycle*, IEC 62804, CAN/CSA 61730, CEC (Australia)

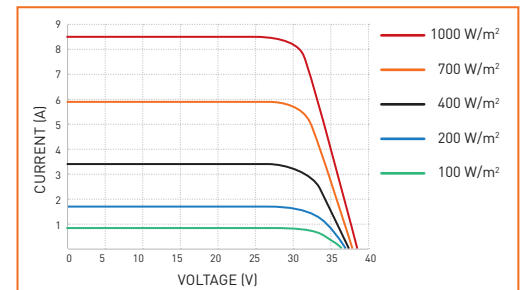
\* All (\*) certifications under progress.

\*\* Refer to Vikram Solar's warranty document for terms and conditions.

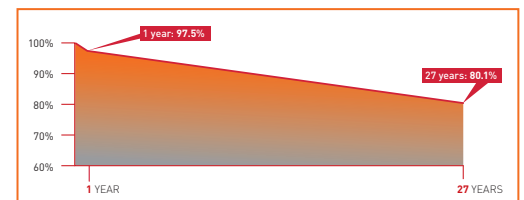
### Dimensions in mm



### Typical I-V Curves



### Performance Warranty



### Packaging Information

Container	20'GP	40'GP	40'HC
Pallets/Container	10	12	24
Pieces/Container	250	300	600

sales@vikramsolar.com www.vikramsolar.com

**CAUTION:** READ SAFETY AND INSTALLATION MANUAL BEFORE USING THE PRODUCT.

Specifications included in this datasheet are subject to change without notice. Electrical data without guarantee. Please confirm your exact requirement with the company representative while placing your order.